

# 2505

## IP Relay Module

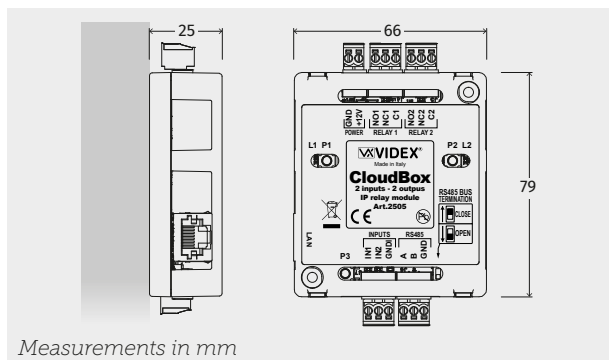


The **Art.2505** is an IP relay with two built-in relays and two active low inputs plus a serial RS-485 bus connection for interfacing with other automation devices.

Although it can be powered by 12Vdc it includes an RJ45 ethernet connection with PoE feature, allowing it to be powered without the need for a power supply.

In addition to the device being setup as a general purpose I/O device which can be controlled by apartment devices and the App, the relays can be setup to operate door locks or electric gates remotely and securely when setup in **"replication"** mode (**Secured by Design**). Alternatively the relays can be setup in **"repeater"** mode to operate an additional sounder and/or strobe unit.

It also includes **"CloudBox"** mode allowing the user to use the **VIDEX CloudNected** mobile App without the need for a videophone.



Measurements in mm



### Main features

- 10/100 Mbit Ethernet interface.
- 12Vdc power supply or PoE.
- Two dry contact (C,NC,NO) relays operating as standard, latch or pulse (toggle) mode.
- 2 active low programmable inputs (IN1/IN2).
- Serial RS-485 bus for home automation devices.
- **VIDEX** MAC addresses.
- Connection via LAN, WAN or private network.
- RJ45 ethernet connection.
- **VIDEX Cloudnected** mobile App available for tablets and smartphones (Android & iOS).
- Two direct relay activation buttons (P1/P2).
- Boot loader mode (for firmware update recovery purposes).
- **"Replication"** mode for secure door activation.
- **"Repeater"** mode for sounders and/or strobes.
- **"CloudBox"** operating mode.
- Lift control operating mode.\*

### Technical characteristics

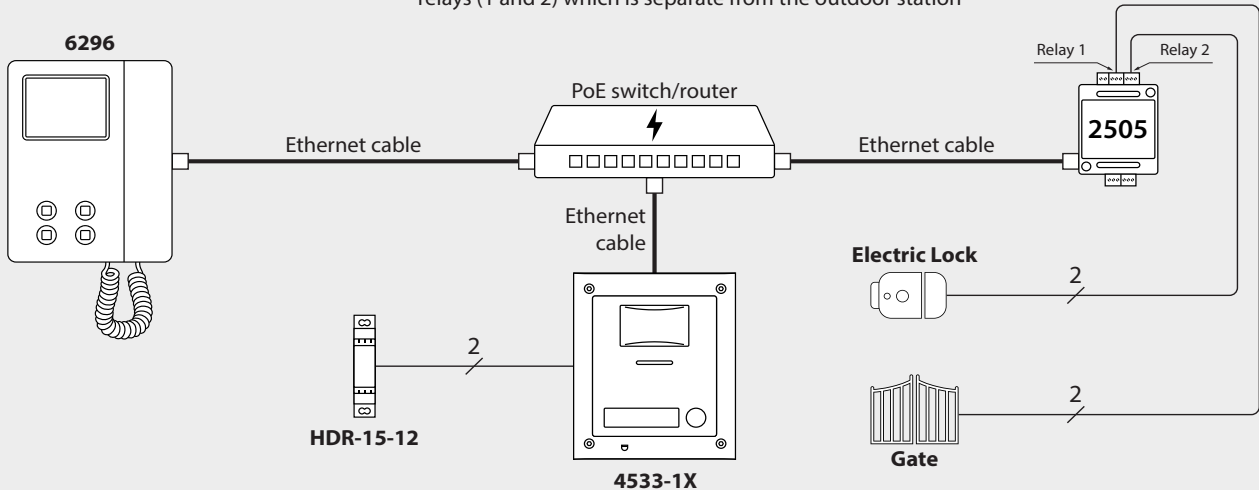
<b>Device type</b>	Ethernet relay
<b>Relays</b>	2 dry contacts (C/NO/NC Max 24Vac/dc 0.4A)
<b>Inputs</b>	2 (Active Low)
<b>Programmings</b>	Activation Time Relay Operating Mode (Standard, Sounder Repeater, Lift mode*)
<b>Mounting</b>	Surface wall mount
<b>Power supply</b>	12Vdc - 150mA or PoE standard IEEE 802.3af Class 0

\*In development stage at the time of printing of this data sheet

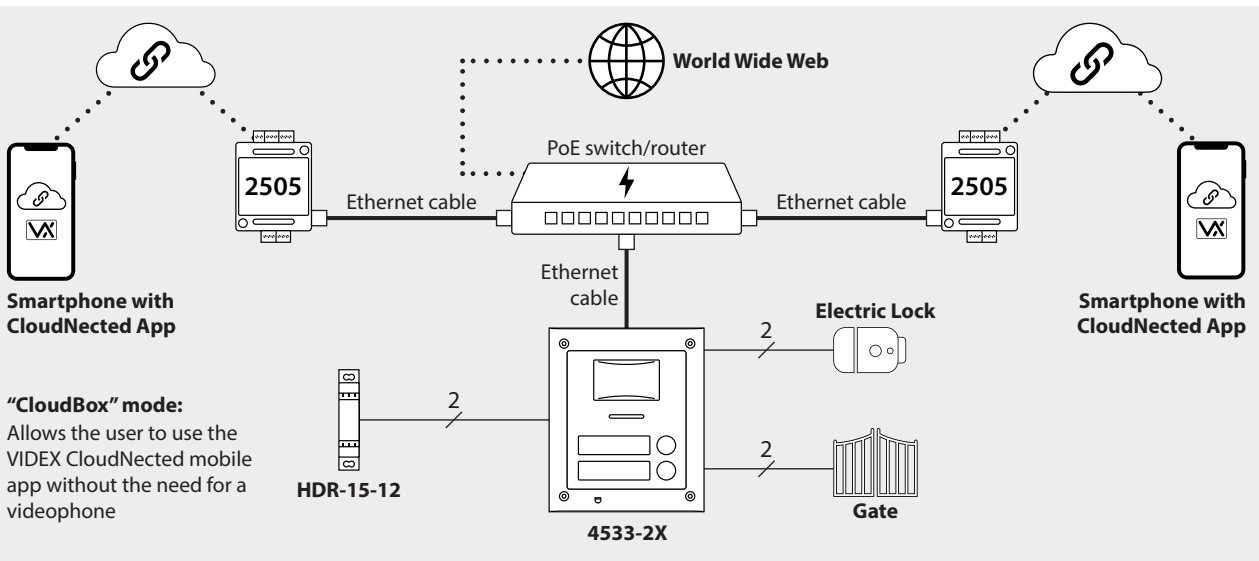
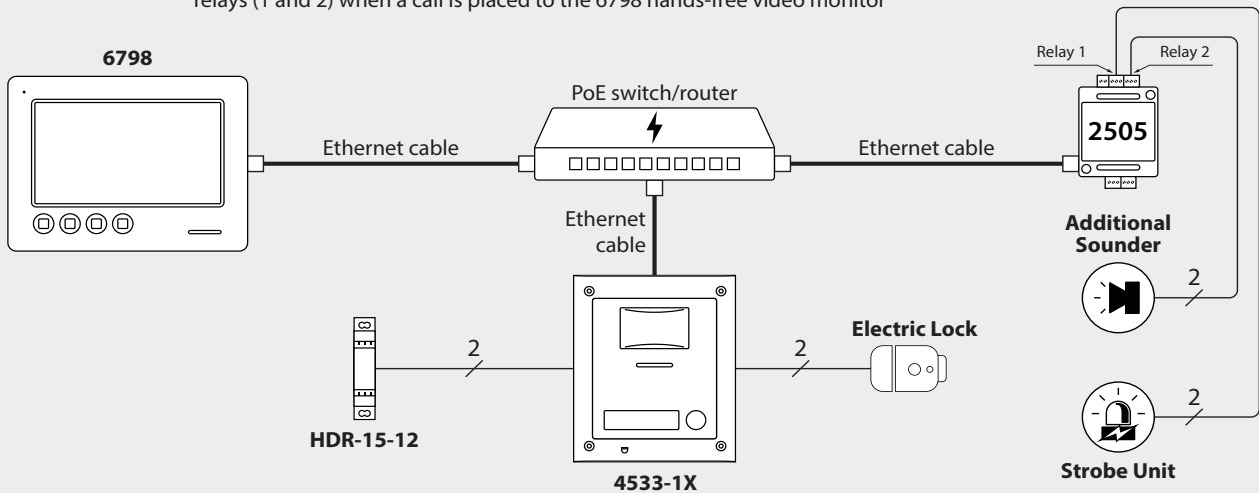


THE POWER TO SECURE

**"Replication" mode (Secured by Design):** Electric Lock and Gate remotely activated through the 2505 relays (1 and 2) which is separate from the outdoor station



**"Repeater" mode:** The the additional sounder and strobe unit are activated through the 2505 relays (1 and 2) when a call is placed to the 6798 hands-free video monitor



## VIDEX SECURITY LTD.

### Main UK Office

1 Osprey, Trinity Park, Trinity Way,  
London, E4 8TD  
tel: 0370 300 1240 - fax: 020 8523 5825

[www.videxuk.com](http://www.videxuk.com)

### Northern UK Office

Unit 4-7 Chillingham Ind. Estate, Chapman Street,  
Newcastle Upon Tyne, NE6 2XX  
tel: 0370 300 1240 - fax: 0191 224 1559

